

Objectives and investment policy

Objectives

The objective of this fund is to achieve investment growth in any type of market condition (absolute return). The share class is accumulating.

Investment policy

The fund targets alternative beta yields embedded in equity and volatility markets, as well as in interest rate, inflation, credit and currency markets with a focus on developed markets.

The fund is categorised as article 6 under SFDR. The fund follows Danske Invest's responsible investment policy.

In actively managing the fund's portfolio, the management team applies a flexible and dynamic allocation and invests in alternative beta strategies that seek to take advantage of both positive and negative market movements, as well as other market opportunities, while mitigating downside risk during adverse market conditions.

The fund may use derivatives for hedging and efficient portfolio management, as well as for investment purposes.

Recommendation: This fund may not be appropriate for investors who plan to withdraw their money within 5 years.

Manager



**Name:**  
Markku Vartiainen  
Danske Bank Asset Management  
**Title:**  
Chief Portfolio Manager  
**Background:**  
Ph.D. Mathematics (University of Cambridge)  
**Years of experience:**  
21

Basic information

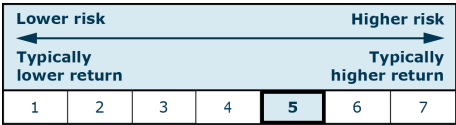
ISIN code	LU2401887679
Currency	EUR
Total assets, mill. EUR, 07.05.2025	707.9
Net asset value (NAV), 07.05.2025	10.540
Management fee	1.00%
Sub-fund of	Danske Invest SICAV
Fund domicile	Luxembourg
Management company	Danske Invest Management A/S

Charges

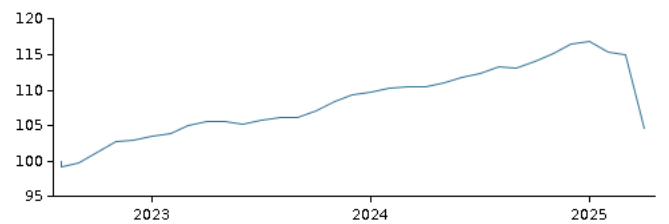
Ongoing charge	1.25%
Max. entry charge	3.00%
Max. exit charge	1.00%
Performance fee: 20% of the outperformance as defined in the prospectus.	
Potential underlying holdings may also charge a performance fee.	

Risk indicator

The summary risk indicator is a guide to the level of risk of this product compared to other products.

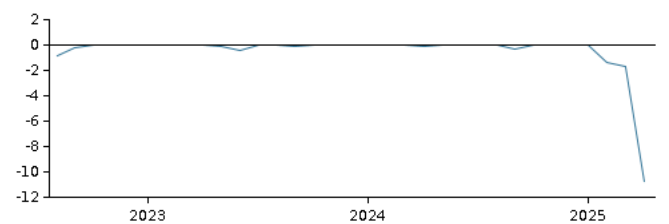


Return in the period: 10.08.2022 - 30.04.2025



The default for the chart is the return for the past 5 years as of end of month or, if the fund is less than 5 years old, since launch. Past performance is not a reliable indicator of future results. Future returns may be negative. The return may increase and decrease as a result of currency fluctuations if the fund is issued in a currency other than the currency used in the country in which you are domiciled.

Drawdown



Monthly return

	Jan	Feb	Mar	Apr	May	Jun	Jul	Aug	Sep	Oct	Nov	Dec	YTD
2025	0.42	-1.27	-0.32	-9.09									-10.16
2024	0.40	0.44	0.19	-0.01	0.62	0.67	0.37	0.94	-0.21	0.88	1.02	1.01	6.48
2023	0.46	0.38	1.11	0.61	-0.03	-0.32	0.49	0.40	-0.05	0.79	1.30	0.86	6.14
2022								-0.78	0.63	1.44	1.41	0.30	3.03

